



Windows 7

VIDEO SHORTCUT ADDED TO START MENU



© Darryl D Eggleston¹

1. RIGHT-click on Start and left-click on Properties (**Figure 1**).
2. Left-click on “Customize” button (**Figure 2**).
3. Scroll to last choice (**Figure 3**):
 - 1 Left-click on Videos Display as Link.
 - 2 Left-click on “OK” button.

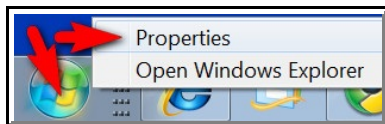


Figure 1

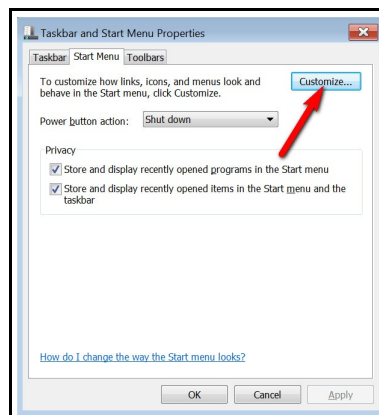


Figure 2

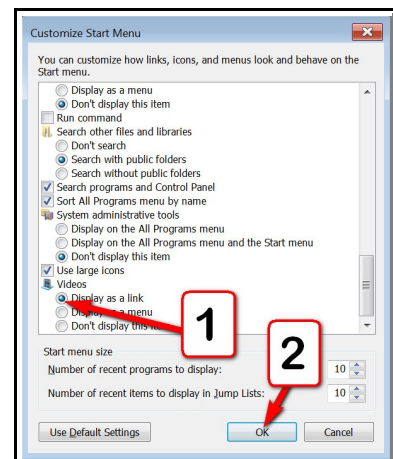


Figure 3

¹ Permission for reproduction in whole or in part is granted to groups and organizations for internal, non-profit use provided credit is given to the author along with the copyright notice: Article reprinted with permission. Copyright © 2011 Darryl D Eggleston, <http://DarrylD.com>.