

Internet Explorer 7

VIEW CHANGED



© Darry D Eggleston, 813.677.2871, DarryD@darryd.com
Click on the blue, underlined text to go to its linked reference.

Internet Explorer 7 offers many advantages over its predecessor. One is the ease of changing the view of a webpage. Here's how to use those tools.

1. The *default* setting (what occurs unless you make changes) is *medium text* (Figure 1).
2. If you are older than 50 years-of-age, you might want to increase the text size to "largest" by selecting, from the MenuBar, View > Text Size > Largest (Figure 2).



Figure 1



Figure 2

3. The result is that everything is much larger (Figure 3). Compare Figure 1 with Figure 3.



Figure 3

INTERNET EXPLORER MAGNIFIER

4. If your MenuBar is not showing, you can select to increase the view by clicking in the icon in the lower-right corner (**Figure 4**):

- ① Left-click on the downward arrow next to 100%.
- ② Left-click on your choice of percentage of increase zoom. In this case, I have chosen 150%.



Figure 4

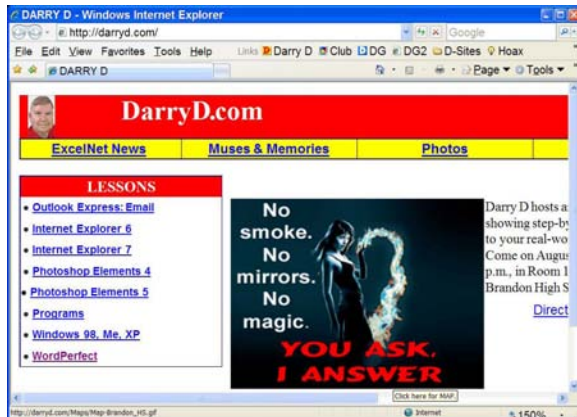


Figure 5

5. The increased view shows immediately (**Figure 5**). Compare Figure 4 to Figure 5.

6. To return to the default view, just repeat the procedure (**Figure 6**):

- ① Left-click on the downward arrow next to 150%.
- ② Left-click on 100%.

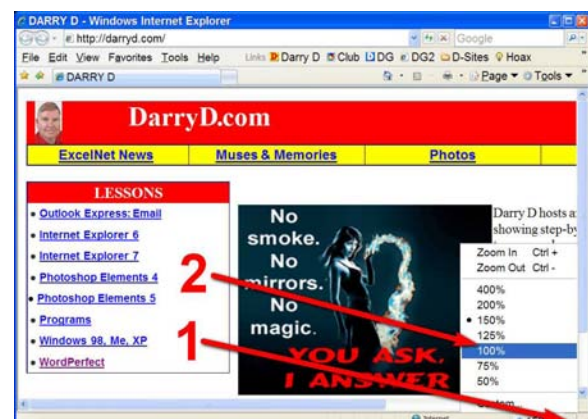


Figure 6

To show the MenuBar, use the lesson "MenuBar Added" or "MenuBar & Links Added" at <http://darryd.com/IE7>.

7. SCROLL WHEEL.

Of course, if you use the scroll wheel on your mouse:

- Ctrl+Scroll away increases the size of the text.
- Ctrl+Scroll toward you decreases the size of the text.

8. KEYBOARD.

If you don't have a scroll wheel or you're more comfortable using the keyboard, press Ctrl+(the plus key) to increase the screen size or the Ctrl+(the minus key) to decrease the screen size.

9. EASYREAD.

The problem with using either the Internet Explorer magnifier (at the lower-right of the screen the mouse's scroll wheel is that a portion of the screen goes off the screen.

There is an alternative. It's called "EasyRead" and it's free by going to <http://www.iconico.com/easyRead/>. Get my free lesson on it at <http://darryd.com/Programs/EasyRead.pdf>.

NOTE: There is a difference between using EasyRead on Internet Explorer 6 and Internet Explorer 7. In 6 EasyRead is on the ToolBar, but in 7 it is in a pop-up window (**Figure 7**).

Below is a comparison between a website using Internet Explorer 7's magnifier and EasyRead (**Figures 8 & 9**).

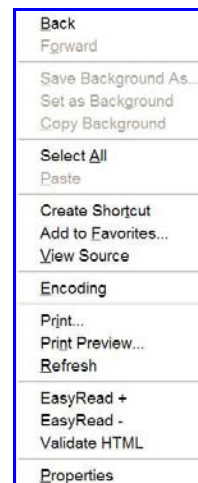


Figure 7



Figure 8



Figure 9