

INTERNET EXPLORER VIEW PHOTOS IN GALLERY

© Darry D Eggleston, 813.677.2871, DarryD@darryd.com



This lesson shows how to open my Photo Gallery.

1. Left-click on “Click HERE” to enter Photo Gallery (Figure 1).



Figure 1



Figure 2

2. Left-click on “the Event you want to view (Figure 2).

3. The photos appear (Figure 3).

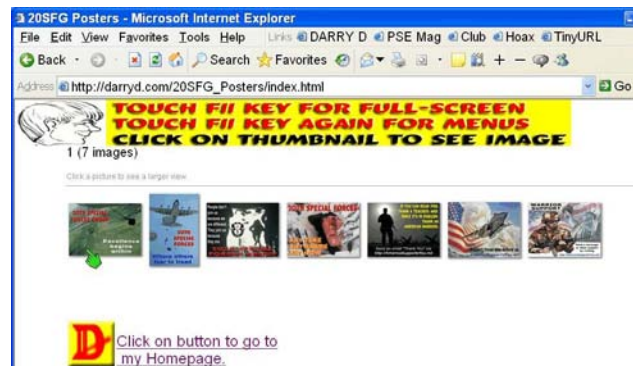


Figure 3

4. If you touch the function key, F11, you will see the screen without the MenuBar and ToolBar from the Internet Explorer (Figure 4).

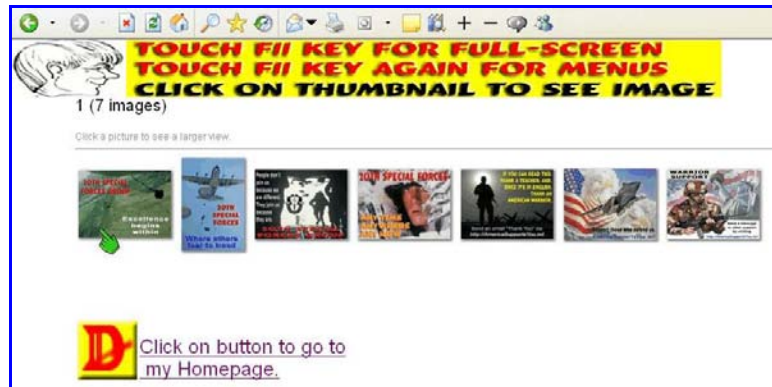


Figure 4

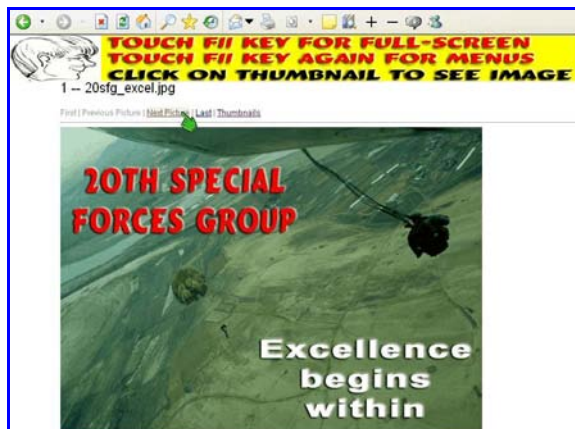


Figure 5

5. If you click on any photo thumbnail, the entire photo is shown (Figure 4).

6. Click "Next Picture" to see the next photo or "Thumbnails" to see the whole gallery (Figure 5).