

DELETE FAVORITES

© Darry D Eggleston, 813.677.2871, DarryD@darryd.com

Click on the blue, underlined text to go to its linked reference.



My rule for creating a Favorite is “If you think you *might* want to return to the site, add it to your Favorites.” You can read a lesson on how to do that by visiting <http://darryd.com/IE7> and clicking on “Favorites Added.”

While I am seldom at a loss for finding a Favorite, this technique means that I end up with extra, unuseable Favorites over time.

Here is how to delete a Favorite in Internet Explorer 7.

With Internet Explorer 7 open:

1. Left-click on “Favorites — the one with the Star; *not* the one with the star and a green plus (**Figure 1**).

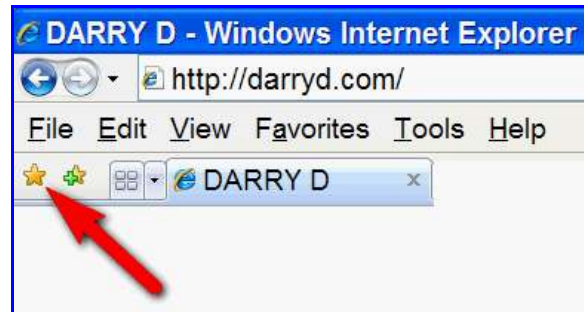


Figure 1

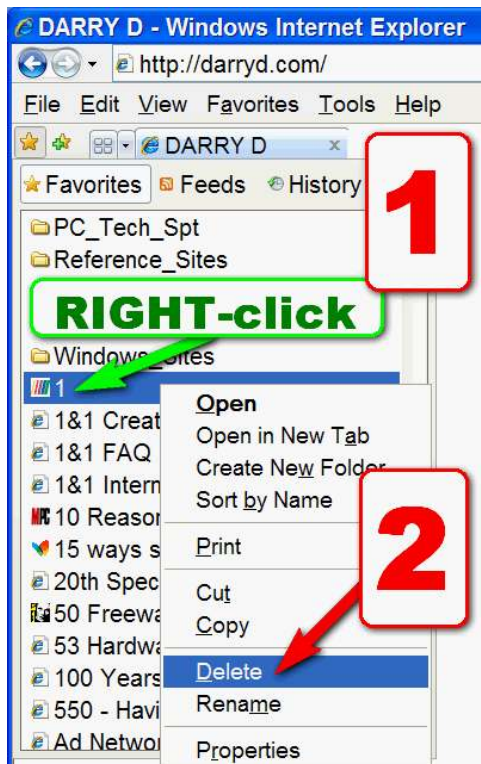


Figure 2

2. To delete a favorite (**Figure 2**):
 - 1 RIGHT-click on the Favorite you want to remove.
 - 2 Left-click on Delete in the drop-down menu.

3. Left-click on “Yes” to confirm the deletion (**Figure 3**).

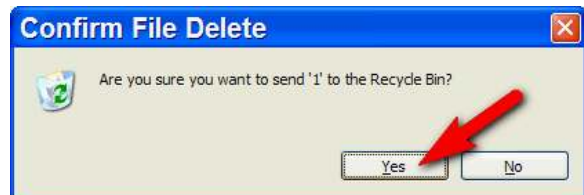


Figure 3