

Internet Explorer

TEST CONNECTION SPEED

Darry D Eggleston & Dave Lee

From time to time, it is essential to test the upload and download speeds of your Internet connection.

Transmitting a data file from your computer to another computer or the Internet comprises an *upload*. This is the opposite of a download, which is receiving a file on your computer from another computer or the Internet.

Upload means the same as transmit, while download means the same as receive.

We recommend two sites to test your connection speed:

★ SpeakEasy.net: <http://www.speakeasy.net/speedtest/>

★ SpeedTest.net: <http://www.speedtest.net/index.php>

However, the latter provides more information.

Here's how to use them.

1. SPEAKEASY.NET

1-1. Go to [SpeakEasy.net](http://www.speakeasy.net)

1-2. Left-click on one of the Servers (Figure 1). [NetSetGo.com](http://www.netsetgo.com) says, "A server is a host computer on a network that holds information (e.g., Web sites) and responds to requests for information from it (e.g., links to another Web page). The term server is also used to refer to the software that makes the act of serving information possible."

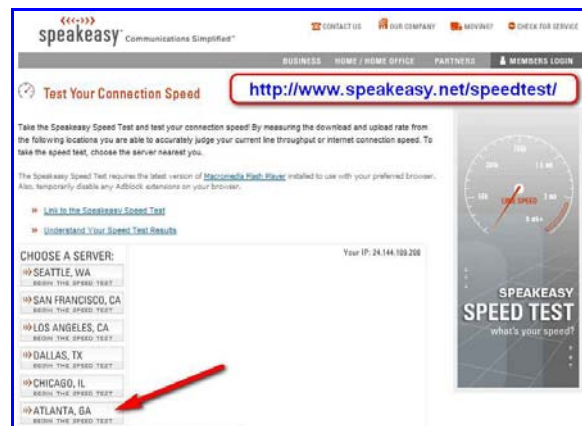


Figure 1

1-2. The results appear very quickly (Figure 2).

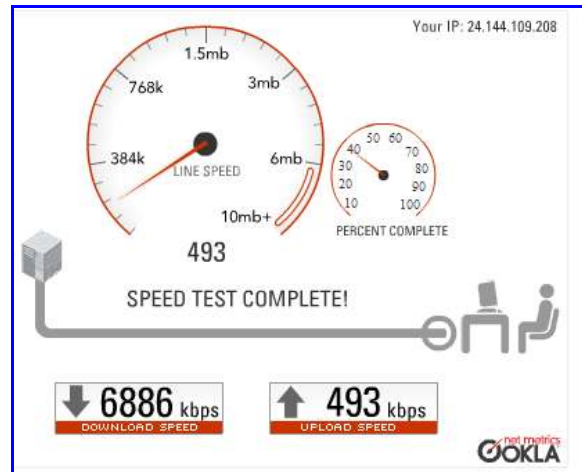


Figure 2

2-2. SPEEDTEST.NET

2-1. Go to SpeedTest.net.

2-2. Left-click on the recommended Server (Figure 3).



Figure 3

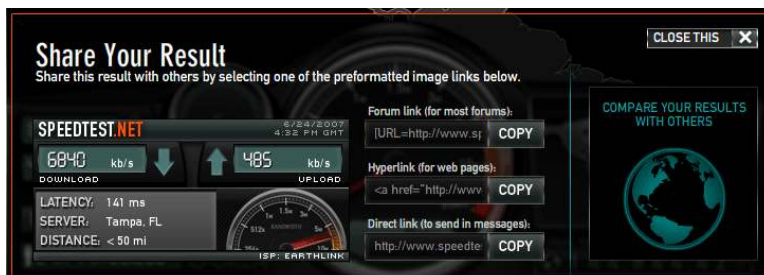


Figure 4

2-2. The results appear quickly (Figure 4).

NOTE: The results shown in Figures 2 and 4 are from the EarthLink server in Tampa, Florida.