

# REGISTER TO JOIN CRUISECRITIC



© Darry D Eggleston, 813.677.2871, [DarryD@darryd.com](mailto:DarryD@darryd.com)

Click on any blue, underlined text to go to its linked reference.

## Contents

- ① [What is CruiseCritic?](#)
- ② [Security Considerations](#)
- ③ [How to Register](#)

## 1. WHAT IS CRUISECRITIC?

According to *Wikipedia*, "CruiseCritic is a cruise review community website which also has information for cruisers written by editors, news on cruising and a forum. They offer over 225 reviews written by editors and members of the site, and information on cruise ships and over 135 ports of call and includes information on specific cruising niches, including low-carb cruising and gay cruises. Originally started in 1995 as a feature of America Online, it has now become one of the brands operated by TripAdvisor which is one of the business unit of Expedia, Inc."

It has evolved into a great source of tips and tricks on cruising, including recommended shore excursions, money-saving methods and other things.

## 2. SECURITY CONSIDERATIONS

### 2-1. Things you can share:

- ★ Your first and last name.
- ★ Your city and state (or the equivalent).
- ★ When you have returned from a trip or vacation.
- ★ Email address.

### 2-2. Things not to share:

- ★ When you are going on a trip or vacation.
- ★ Family, company or friend's secrets.
- ★ Passwords.
- ★ Political or religious beliefs.

---

<sup>1</sup> Editors: Peggy S. Eggleston & Parker Monroe. Permission for reproduction in whole or in part is granted to individuals and to organizations for internal, non-profit use provided credit is given to the author along with the copyright notice: Article reprinted with permission. Copyright © 2009 Darry D Eggleston, <http://DarryD.com>.

### 2-3. Create a STRONG Password.

According to Microsoft < <http://tinyurl.com/l9e4cv> >, “Eight or more characters are the minimum for a strong password; 14 characters or longer are ideal. Each character you add to your password increases the protection it provides. The strongest passwords look like a random string of characters to attackers. But random strings of characters are hard to remember. Make a random string of characters based on a sentence that is memorable to you but is difficult for others to guess.

1. Think of a sentence that you will remember. Example [but, do not use this one]: “My son Aiden is three years old.”
2. Turn your sentence into a password. Use the first letter of each word of your memorable sentence to create a string, in this case: “msaityo”.
3. Add complexity to your password or pass phrase. Mix uppercase and lowercase letters and numbers. Introduce intentional misspellings. For example, in the sentence above, you might substitute the number 3 for the word “three,” so a password might be “MsAi3yo”.
4. Substitute some special characters. Use symbols that look like letters, combine words, or replace letters with numbers to make the password complex. Using these strategies, you might end up with the password “M\$8ni3y0.”
5. Test your new password with Microsoft’s Password Checker. Go to <http://tinyurl.com/ycdx59o> and type your proposed password. Password Checker evaluates your password’s strength as you type.
6. Keep your password a secret.

### 3. HOW TO REGISTER

3-1. Go to <http://CruiseCritic.com> and Left-click on “Boards” on the MenuBar (Figure 1).

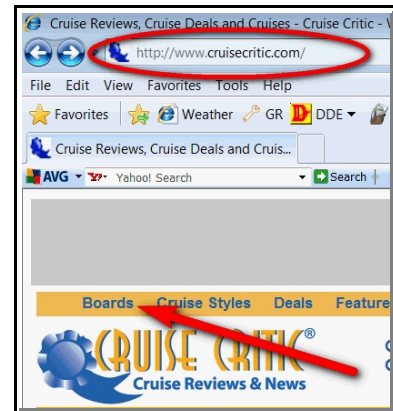


Figure 1

3-2. Left-click on “Register here!” (Figure 2).



Figure 2

3-3. Enter birthday (Figure 3):

- ① Complete the birthday.
- ② Left-click on “Proceed” button.



Figure 3



Figure 4

3-4. Agree to the End User Agreement (license to use) (Figure 4):

- ① Left-click to place ✓.
- ② Left-click on “Register”.

3-5. Enter your basic data  
(**Figure 5**):

❶ Create a name to represent you. It can have spaces, letters and numbers.

❷ Create a strong password. According to Webopedia, “A strong password consists of at least six characters (and the more characters, the stronger the password) that are a combination of letters, numbers and symbols (@, #, \$, %, etc.) *if allowed*. Passwords are typically case-sensitive, so a strong password contains letters in both uppercase and lowercase. Strong passwords also do not contain words that can be found in a dictionary or parts of the user’s own name.” 🎵 An example might be “Wy#2@hR9u” (without the quote marks).

❸ Type your email address. This is needed as it is the email address to which CruiseCritic will send the verification link.

❹ Type the answer to the question.

**Figure 5**

3-6. Type your zip code (**Figure 6**).

**Figure 6**

3-7. Provide info on next page  
(**Figure 7**):

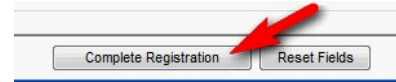
❶ Select your time zone. 🎵 GMT (Greenwich Mean Time) is the local time at the 0 meridian which passes through the town of Greenwich, England. Thus “Eastern Time” is 5 hours less than the time at GMT.

**Figure 7**

- ② Left-click to place a ✓ so you can be notified of any problems with your account.
- ③ Type your location.

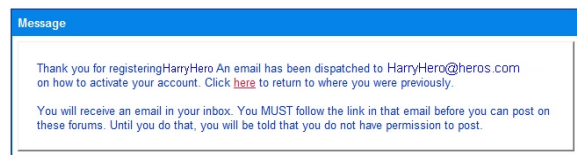
**NOTE:** How much of the addition information you provide is up to you.

3-8. Left-click on the “Complete Registration” button (Figure 8).



**Figure 8**

3-9. The final window says that the confirmation email is being sent (Figure 9).



**Figure 9**

3-10. Open your email and Left-click on the confirmation line (a blue, underlined website) which will take you into your adventures on CruiseCritic.