

POST TO MULTIPLE THREADS

'Newsier' with illustrations by Darry D Eggleston¹

I like to do the 'Cyndicated messages' (named after my friend Mama K [MamaKaiz]) because I cannot type and I want to share with multiple threads. It also saves me a lot of time.

Here's how to do it.

1. I click on the "Quote" button in the original message. Once I type my comment, ① I left-click at the start of the message and ② drag to the end of whatever I want to copy (**Figure 1**).

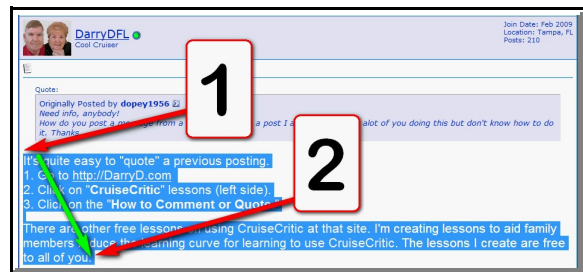


Figure 1

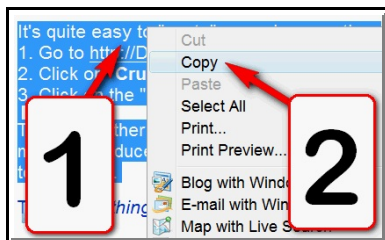


Figure 2

2. Then I copy that text (**Figure 2**):

- ① RIGHT-click on the selected text — anywhere in the area with the blue background and white text.
- ② Left-click on "Copy" in the drop-down menu.

3. In the next Thread (usually for the next cruise I'm signed up for), I left-click on "Post Reply" button (**Figure 3**).



Figure 3

¹ Originally published in 'Oasis of the Seas, 10/16/2010 Thread', #4337. Permission for reproduction in whole or in part is granted to individuals and to organizations for internal, non-profit use provided credit is given to the author along with the copyright notice: Article reprinted with permission. Copyright © 2007-9 Darry D Eggleston, <http://DarryD.com>.

4. In the text area (**Figure 4**):

- 1 Left-click where I want the text to go.
- 2 I use the Ctrl+V keys to paste the copied text.

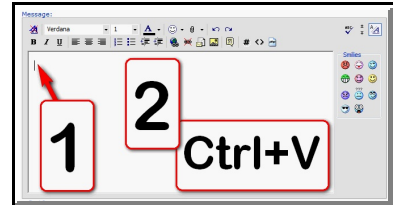


Figure 4

5. The text appears exactly as it was in the previous thread (**Figure 5**).

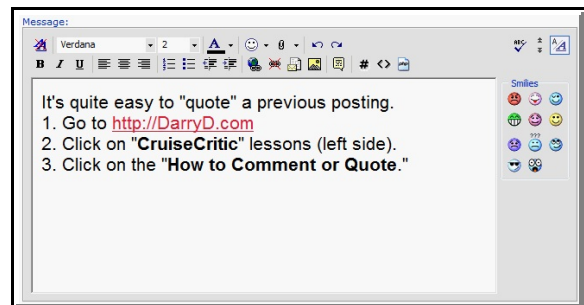


Figure 5