

CruiseCritic
MULTIPLE POSTS

© Darry D Eggleston, 813.677.2871, DarryD@darryd.com

Click on any blue, underlined text to go to its linked reference.



Here's how to post multiples replies in one comment.

1. Left-click on the Quote button on a post you would like to quote (**Figure 1**). It will turn red. This is the multiple quote button.



Figure 1

2. Left-click on that same button on other posts you wish to quote. **NOTE:** We believe the limit is three quotable posts although we have seen more than three quoted. As with everything, there is a workaround for everything.

3. When you have selected the posts you want to quote, left-click on the Quote button (**Figure 2**).



Figure 2

4. All your posts will be listed in a single reply window (**Figure 3**) — in the order that you selected them.

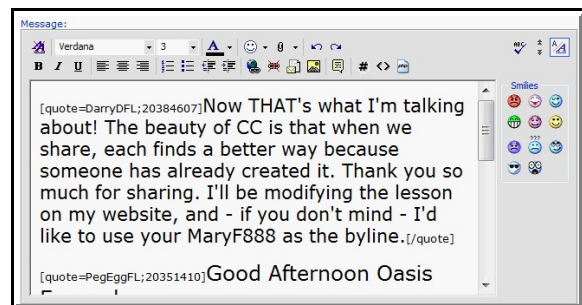


Figure 3

¹ Editors: Peggy S. Eggleston & Parker Monroe. Permission for reproduction in whole or in part is granted to individuals and to organizations for internal, non-profit use provided credit is given to the author along with the copyright notice: Article reprinted with permission. Copyright © 2009 Darry D Eggleston, <http://DarryD.com>.

5. Type your responses (**Figure 4**):

- ① Left-click to place your cursor where you wish to type.
- ② Changing the font size to '3' (which is the equivalent of a font size of 14 in Windows) will make it easier to read than the default size of 2 (which is like Windows font size of 10).

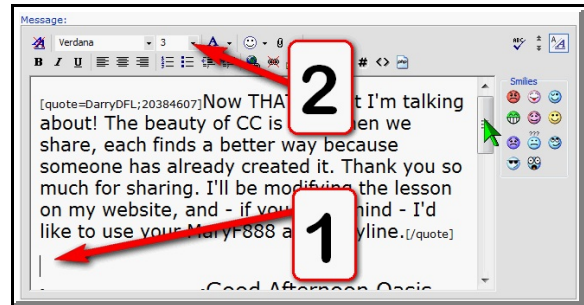


Figure 4

6. Type your responses (**Figure 5**).

- ① Your typed response will show.
- ② Left-click on "Submit Reply" when you're finished.

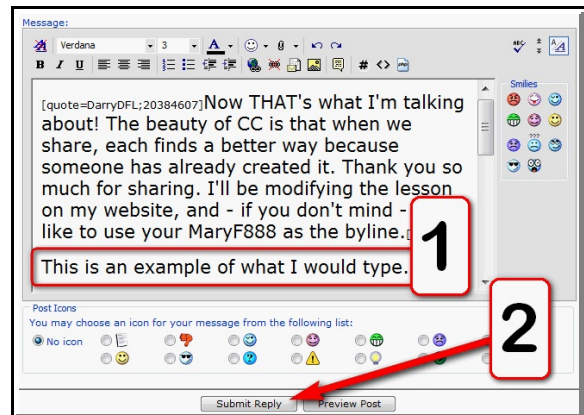


Figure 5

6. The original comments appear in blue shaded boxes while your comments appear in white spaces between them (**Figure 6**).

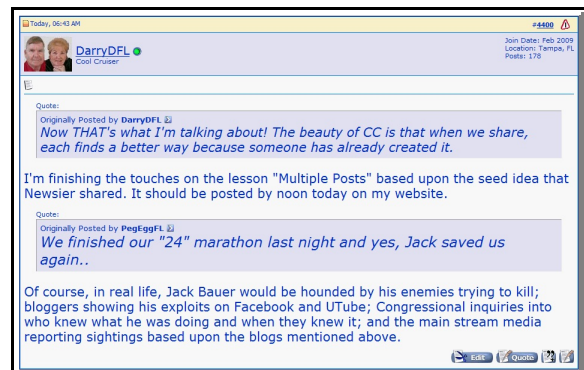


Figure 6