

FIND A PERSON

© Darry D Eggleston, 813.677.2871, DarryD@darryd.com

Click on any blue, underlined text to go to its linked reference.



From time to time, you're going to want to find a person on CruiseCritic. Here's how to do it.

1. Go to CruiseCritic.com (Figure 1).

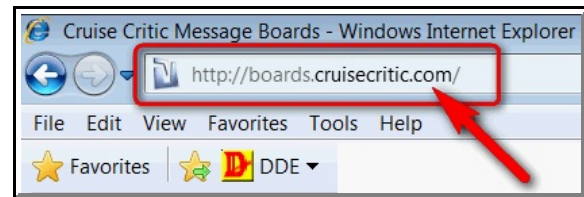


Figure 1

2. Left-click on "Members List" on the MenuBar (Figure 2).



Figure 2



Figure 3

3. In my example, we're going to look for 'DarryDFL', so we would Left-click on "D" on the blue, alphabetic bar (Figure 3).

4. I know that the listing of members is alphabetic by special characters (*, #, etc.), numbers and letters, so I guess that I'll start by left-clicking on page 51 (Figure 4).

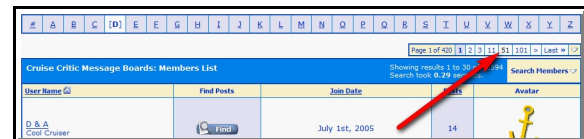


Figure 4

¹ Permission for reproduction in whole or in part is granted to individuals and to organizations for internal, non-profit use provided credit is given to the author along with the copyright notice: Article reprinted with permission. Copyright © 2007-9 Darry D Eggleston, <http://DarryD.com>.

5. Since 'DANNYSGRAM' is the first name listed (Figure 5), I'm guessing it's at least 10 more pages to find 'DAR...', so I left-click on page 61.

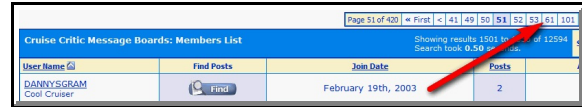


Figure 5

6. Since 'darlingdd' is the first name shown (Figure 6), I'm going to left-click on page 63.



Figure 6

7. Now 'Darryl101' is first (Figure 7), so I need to left-click on the previous page.



Figure 7

8. Now I've found 'DarryDFL', but I might have had to use key combination *Ctrl+F* to find him (Figure 8).



Figure 8

9. To find out more about 'DarryDFL', I left-click on his name (Figure 9).




Figure 9

10. Everything that 'DarryDFL' wants me to know is shown (Figure 10).

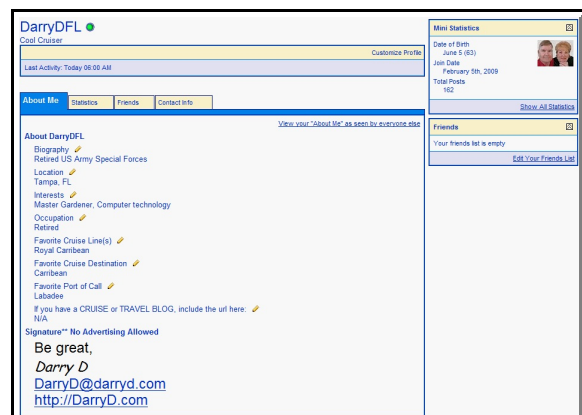


Figure 10