

# UPDATE FAVORITES' LINK

© Darry D Eggleston, 813.677.2871, [DarryD@darryd.com](mailto:DarryD@darryd.com)

Click on any blue, underlined text to go to its linked reference.



Once you've joined a CruiseCritic blog, you're going to add it to your Favorites. It will mark the page you're currently on which will be page 1 under normal circumstances.

However, over time, that page will be further and further removed from where you want to be.

Here is how you can update that Favorite to show you current page.

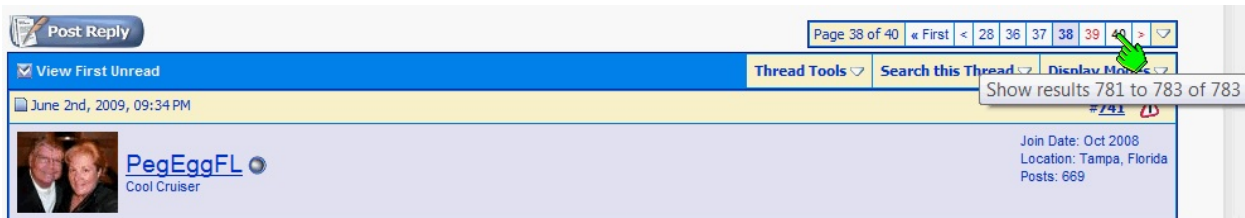


Figure 1

1. First of all, before you move to a page, place your cursor over the page number and a popup will show the Post numbers on that page (**Figure 1**). For example, if you were looking for Post #782, you would click on page 49 in my example. However, if you were looking for Post # 780, you would click on page 39.

2. Copy the current page's link (**Figure 2**):

❶ RIGHT-click on the Address Bar which will 'select' the address (white letters on a blue background).

❷ Left-click on 'Copy'.

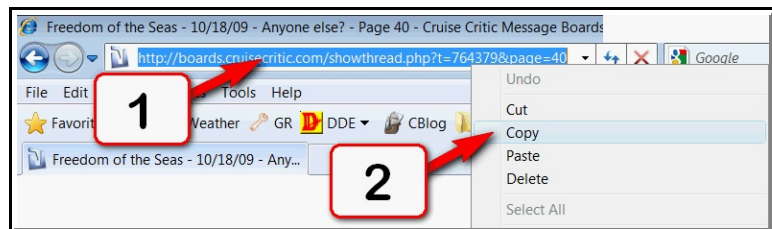


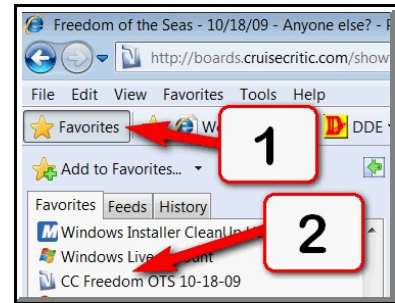
Figure 2

<sup>1</sup> Editors: Peggy S. Eggleston & Parker Monroe. Permission for reproduction in whole or in part is granted to individuals and to organizations for internal, non-profit use provided credit is given to the author along with the copyright notice: Article reprinted with permission. Copyright © 2007-9 Darry D Eggleston, <http://DarryD.com>.

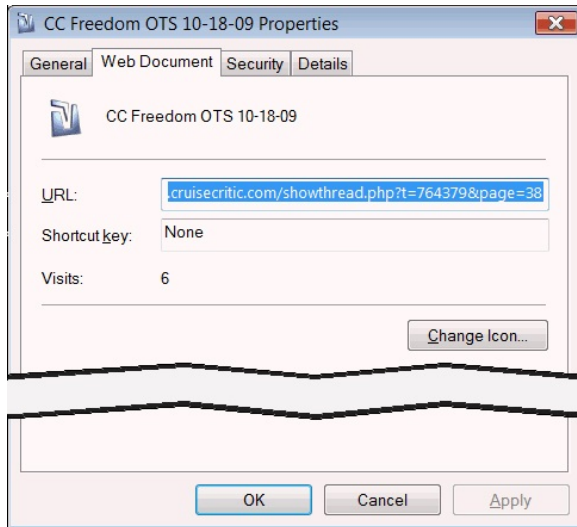
### 3. Select your current Favorite (**Figure 3**):

- ❶ Left-click on "Favorites" button.
- ❷ RIGHT-click on the link.

**NOTE:** You could have clicked on 'Favorites' on the MenuBar and gotten the same result.



**Figure 3**



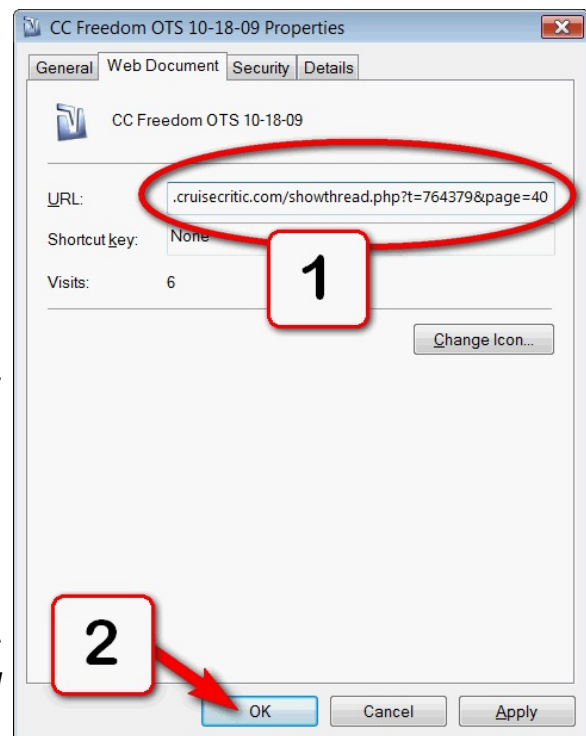
**Figure 4**

4. When you left-click on the 'Web Document' tab, the URL (web address) will be selected automatically (**Figure 4**).

### 5. Paste in the URL copied in Step 2 (**Figure 5**):

- ❶ Use **Ctrl + V** (hold down the Ctrl key — lower-left on the keyboard — and touch the V key, releasing both immediately) to paste the address you have copied.
- ❷ Left-click on 'OK' button.

*The next time you click on the Favorites link, you will go to the page you marked with this process.*



**Figure 5**