

COMMENT & QUOTE

© Darry D Eggleston, 813.677.2871, DarryD@darryd.com

Click on any blue, underlined text to go to its linked reference.



Once you've joined a blog in CruiseCritic, you'll want to comment or quote.

A comment is writing an original addition that has nothing to do with the current topics. It is called a *'thread'*.

A *'quote'* is when you want to respond to the thread that someone else has started. It's called a *'quote'* because the first thing that will appear in the window is the quote of the person to whom you're responding.

1. To add an original comment or to reply to a post — without quoting that post, left-click on 'Post Reply' button above the original post (**Figure 1**).



Figure 1

2. To comment on someone else's statements — and showing what they wrote, left-click on the 'Quote' button (**Figure 2**).

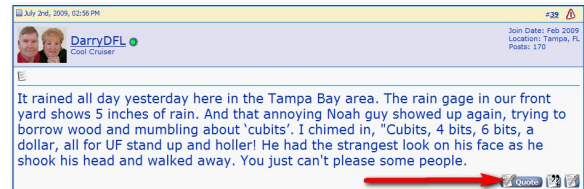


Figure 2

¹ Permission for reproduction in whole or in part is granted to individuals and to organizations for internal, non-profit use provided credit is given to the author along with the copyright notice: Article reprinted with permission. Copyright © 2007-9 Darry D Eggleston, <http://DarryD.com>.

3. You will see the statements that the person made (**Figure 3**). If you don't want to comment on all that person wrote, you can Left-click, hold, and drag to select the comments you do *not* want, and touch the 'Delete' key on your keyboard. That will leave only the part you want to comment upon.

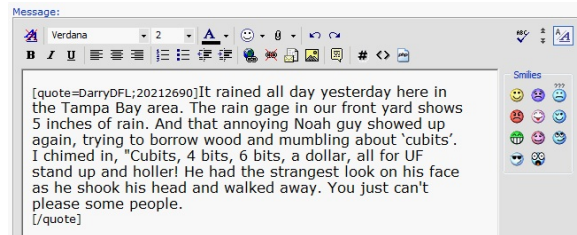


Figure 3

4. The first thing you should do is change the font size to 3 (**Figure 4**). This is the equivalent of writing in a 14-point font. This will make it much easier for your fellow bloggers to read your comments.

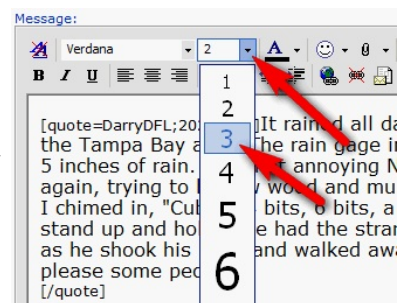


Figure 4

5. Type your comments (**Figure 5**):

- ① What you type appears.
- ② Above the 'text window' are tools to change how your words appear. You can bold (B), italic (I) or underline (U) your words or change the justification or add a photo
- ③ You can left-click to add *emoticons* to your text.
- ④ The emoticons at the bottom are used to apply an emotion to your entire entry.
- ⑤ When you're finished, left-click on the 'Submit Reply' button.

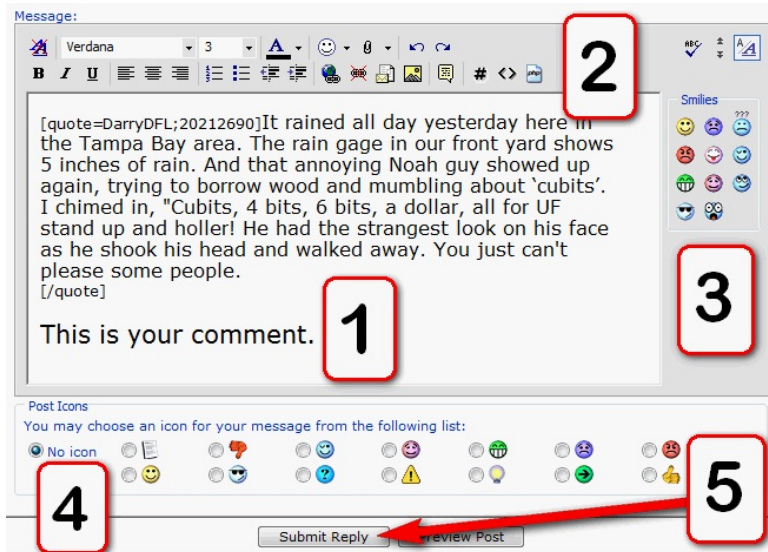


Figure 5